








S I M P L Y

Chocolate Strawberry

FRAPPE RECIPE



Ingredients

-  2 Pumps (15ml) Simply Strawberry Syrup
-  2 Scoops (50g) Simply Chocolate Frappe Powder
-  120ml Milk
-  Ice
-  Whipped cream
-  Simply Luxury Milk Chocolate Topping Sauce
-  Simply Freeze Dried Strawberries

Instructions

- 1** Add the milk, strawberry syrup and frappe powder to a blender.
- 2** Add a cup of ice and blend for 30 seconds or until smooth.
- 3** Pour the blender contents into a cup and top with whipped cream.
- 4** Decorate with milk chocolate topping sauce and freeze dried strawberries.